

Story Bridge Build - 1st Choice Construction



Daily Progress - Friday, 4 Dec 2020

Summary

Work Reference Category	Discipline	Period	Labour at Complete	Planned Progress %	Earned Progress %	Planned Hours	Earned Hours	Actual Hours	SPI	LPI	Planned Cost	Earned Cost	Actual Cost	CPI	
Early Works	Material Preparation	To Date	0.00	0.00%	0.00%	0.00	0.00	16.00	0.00	0.00	1,700.00	1,700.00	1,650.00	1.03	
		Report Period		0.00%	0.00%	0.00	0.00	0.00	0.00	0.00	0.00	0.00	0.00	0.00	
	Site Preparation	To Date	0.00	0.00%	0.00%	0.00	0.00	2.00	0.00	0.00	0.00	300.00	300.00	200.00	1.50
		Report Period		0.00%	0.00%	0.00	0.00	0.00	0.00	0.00	0.00	0.00	0.00	0.00	
	Traffic Management	To Date	0.00	0.00%	0.00%	0.00	0.00	0.50	0.00	0.00	0.00	100.00	100.00	75.00	1.33
		Report Period		0.00%	0.00%	0.00	0.00	0.00	0.00	0.00	0.00	0.00	0.00	0.00	
Project Completion	Delivery	To Date	0.00	0.00%	0.00%	0.00	0.00	0.00	0.00	0.00	0.00	0.00	0.00	0.00	
		Report Period		0.00%	0.00%	0.00	0.00	0.00	0.00	0.00	0.00	0.00	0.00	0.00	
	Lifting Team	To Date	2.50	100.00%	100.00%	2.50	2.50	0.50	1.00	5.00	882.00	882.00	227.50	3.88	
		Report Period		0.00%	0.00%	0.00	0.00	0.00	0.00	0.00	0.00	0.00	0.00	0.00	
	Miscellaneous	To Date	68.00	100.00%	84.12%	68.00	57.20	82.25	0.84	0.70	12,900.00	12,130.00	10,402.50	1.17	
		Report Period		0.00%	0.00%	0.00	0.00	0.00	0.00	0.00	0.00	0.00	0.00	0.00	
	Structure	To Date	0.00	0.00%	0.00%	0.00	0.00	0.00	0.00	0.00	0.00	0.00	0.00	0.00	
		Report Period		0.00%	0.00%	0.00	0.00	0.00	0.00	0.00	0.00	0.00	0.00	0.00	
	Trusses	To Date	1.50	100.00%	100.00%	1.50	1.50	1.50	1.00	1.00	400.00	400.00	175.00	2.29	
		Report Period		0.00%	0.00%	0.00	0.00	0.00	0.00	0.00	0.00	0.00	0.00	0.00	
Project Overhead	Traffic Controller	To Date	75.00	100.00%	100.00%	75.00	75.00	47.74	1.00	1.57	6,825.00	6,825.00	4,428.20	1.54	
		Report Period		0.00%	0.00%	0.00	0.00	0.00	0.00	0.00	0.00	0.00	0.00		
	uncategorised	To Date	864.00	100.00%	80.00%	864.00	691.20	186.68	0.80	3.70	30,500.00	24,400.00	22,605.50	1.08	
		Report Period		20.00%	0.00%	172.80	0.00	0.00	0.00	0.00	6,100.00	0.00	0.00		
Superstructure 1	Assembly	To Date	0.00	0.00%	0.00%	0.00	0.00	1.00	0.00	0.00	280.00	280.00	277.87	1.01	
		Report Period		0.00%	0.00%	0.00	0.00	0.00	0.00	0.00	0.00	0.00	0.00		
	Decking	To Date	0.50	100.00%	100.00%	0.50	0.50	3.50	1.00	0.14	450.00	450.00	350.00	1.29	
		Report Period		0.00%	0.00%	0.00	0.00	0.00	0.00	0.00	0.00	0.00	0.00		
	Installation	To Date	0.00	0.00%	0.00%	0.00	0.00	0.00	0.00	0.00	130.00	130.00	127.87	1.02	
		Report Period		0.00%	0.00%	0.00	0.00	0.00	0.00	0.00	0.00	0.00	0.00		
	Lifting Team	To Date	0.00	0.00%	0.00%	0.00	0.00	0.00	0.00	0.00	0.00	0.00	0.00	0.00	
		Report Period		0.00%	0.00%	0.00	0.00	0.00	0.00	0.00	0.00	0.00	0.00		
	Trusses	To Date	47.50	100.00%	100.00%	47.50	47.50	27.50	1.00	1.73	11,842.50	11,842.50	5,001.18	2.37	
		Report Period		0.00%	0.00%	0.00	0.00	0.00	0.00	0.00	0.00	0.00	0.00		
Superstructure 2	Assembly	To Date	0.00	0.00%	0.00%	0.00	0.00	1.50	0.00	0.00	315.00	315.00	313.94	1.00	
		Report Period		0.00%	0.00%	0.00	0.00	0.00	0.00	0.00	0.00	0.00	0.00		
	Decking	To Date	9.00	100.00%	55.56%	9.00	5.00	16.00	0.56	0.31	2,400.00	2,150.00	1,752.87	1.23	
		Report Period		0.00%	0.00%	0.00	0.00	0.00	0.00	0.00	0.00	0.00	0.00		
	Installation	To Date	0.00	0.00%	0.00%	0.00	0.00	0.00	0.00	0.00	130.00	130.00	127.87	1.02	
		Report Period		0.00%	0.00%	0.00	0.00	0.00	0.00	0.00	0.00	0.00	0.00		
	Lifting Team	To Date	17.50	100.00%	100.00%	17.50	17.50	34.25	1.00	0.51	7,662.50	7,662.50	6,023.94	1.27	
		Report Period		0.00%	0.00%	0.00	0.00	0.00	0.00	0.00	0.00	0.00	0.00		
	Miscellaneous	To Date	44.00	100.00%	68.18%	44.00	30.00	1.25	0.68	24.00	3,850.00	2,850.00	145.00	19.66	
		Report Period		0.00%	0.00%	0.00	0.00	0.00	0.00	0.00	0.00	0.00	0.00		
	Traffic Controller	To Date	14.00	100.00%	100.00%	14.00	14.00	0.00	1.00	0.00	1,400.00	1,400.00	0.00	0.00	
		Report Period		0.00%	0.00%	0.00	0.00	0.00	0.00	0.00	0.00	0.00	0.00		
	Trusses	To Date	10.00	100.00%	100.00%	10.00	10.00	28.83	1.00	0.35	5,350.00	5,350.00	3,446.62	1.55	
		Report Period		0.00%	0.00%	0.00	0.00	0.00	0.00	0.00	0.00	0.00	0.00		
uncategorised	To Date	0.00	0.00%	0.00%	0.00	0.00	0.00	0.00	0.00	0.00	0.00	0.00	0.00		
	Report Period		0.00%	0.00%	0.00	0.00	0.00	0.00	0.00	0.00	0.00	0.00			

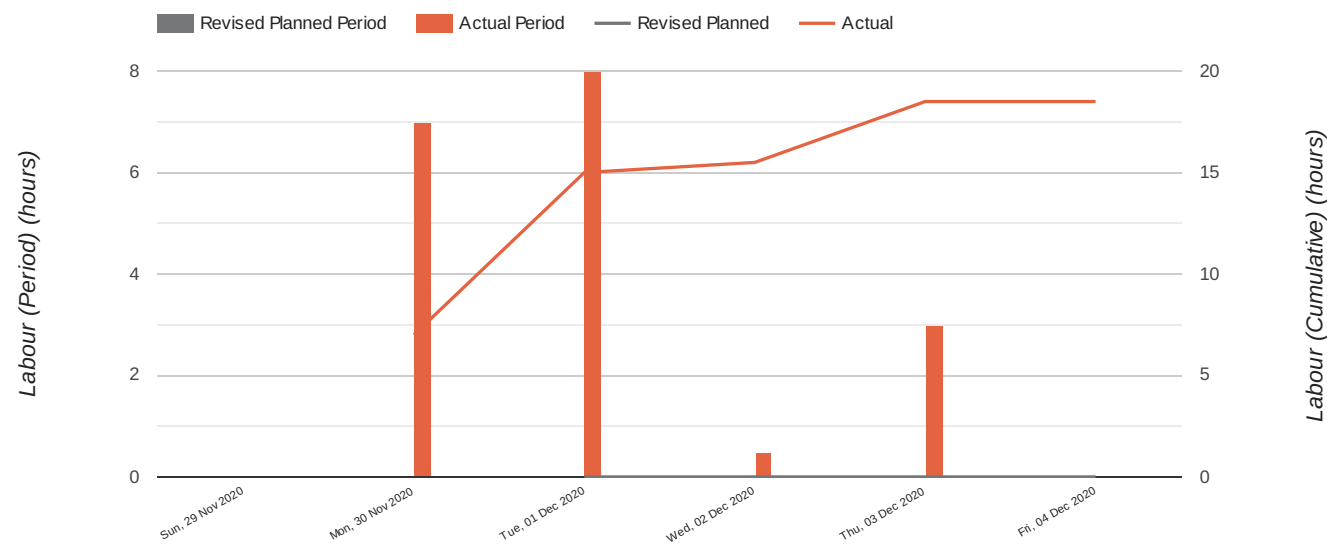
Story Bridge Build - 1st Choice Construction



Work Reference Category	Discipline	Period	Labour at Complete	Planned Progress %	Earned Progress %	Planned Hours	Earned Hours	Actual Hours	SPI	LPI	Planned Cost	Earned Cost	Actual Cost	CPI
Superstructure 3	Assembly	To Date	0.00	0.00%	0.00%	0.00	0.00	4.75	0.00	0.00	815.00	815.00	638.94	1.28
		Report Period		0.00%	0.00%	0.00	0.00	0.00	0.00	0.00	0.00	0.00	0.00	0.00
	Decking	To Date	9.50	100.00%	100.00%	9.50	9.50	9.25	1.00	1.03	3,265.00	3,265.00	2,097.93	1.56
		Report Period		0.00%	0.00%	0.00	0.00	0.00	0.00	0.00	0.00	0.00	0.00	0.00
	Delivery	To Date	0.00	0.00%	0.00%	0.00	0.00	0.00	0.00	0.00	0.00	0.00	0.00	0.00
		Report Period		0.00%	0.00%	0.00	0.00	0.00	0.00	0.00	0.00	0.00	0.00	0.00
	Installation	To Date	0.00	0.00%	0.00%	0.00	0.00	2.00	0.00	0.00	480.00	480.00	452.87	1.06
		Report Period		0.00%	0.00%	0.00	0.00	0.00	0.00	0.00	0.00	0.00	0.00	0.00
	Miscellaneous	To Date	0.00	0.00%	0.00%	0.00	0.00	1.50	0.00	0.00	250.00	250.00	197.50	1.27
		Report Period		0.00%	0.00%	0.00	0.00	0.00	0.00	0.00	0.00	0.00	0.00	0.00
Training	uncategorised	To Date	270.00	100.00%	80.00%	270.00	216.00	86.00	0.80	2.51	17,500.00	14,000.00	12,750.00	1.10
		Report Period		0.00%	0.00%	0.00	0.00	0.00	0.00	0.00	0.00	0.00	0.00	0.00
Total		To Date	1,433.00	100.00%	82.16%	1,433.00	1,177.40	554.50	0.82	2.12	109,727.00	98,107.00	73,468.10	1.34
		Report Period		12.06%	0.00%	172.80	0.00	0.00	0.00	0.00	6,100.00	0.00	0.00	0.00

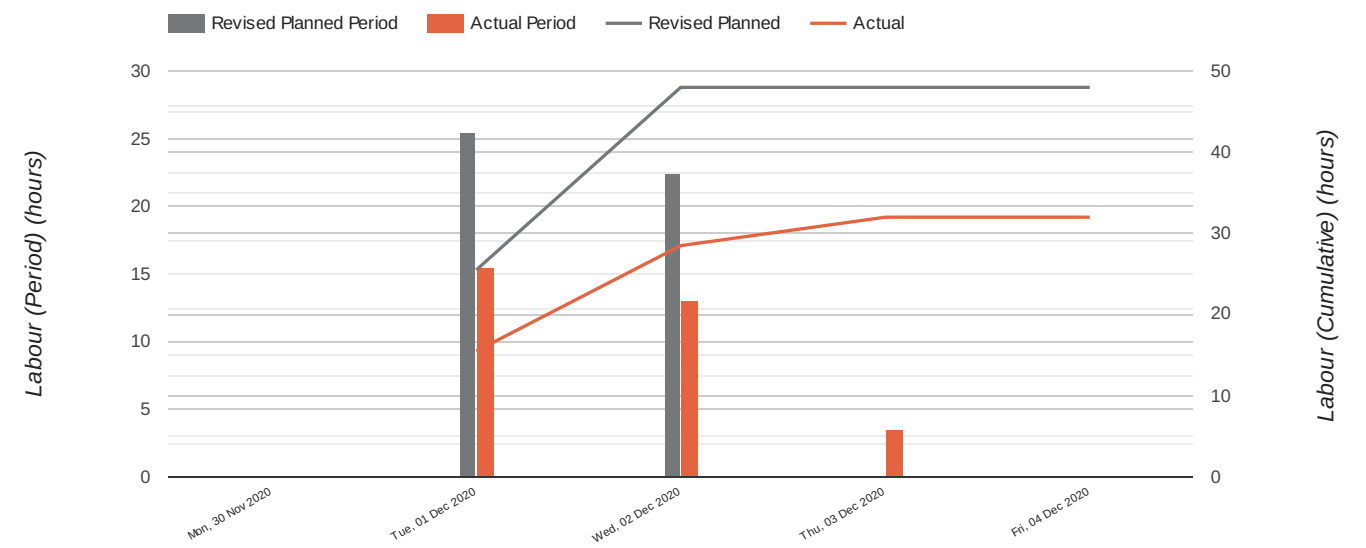
Story Bridge Build - 1st Choice Construction

1.1 Early Works - Hours



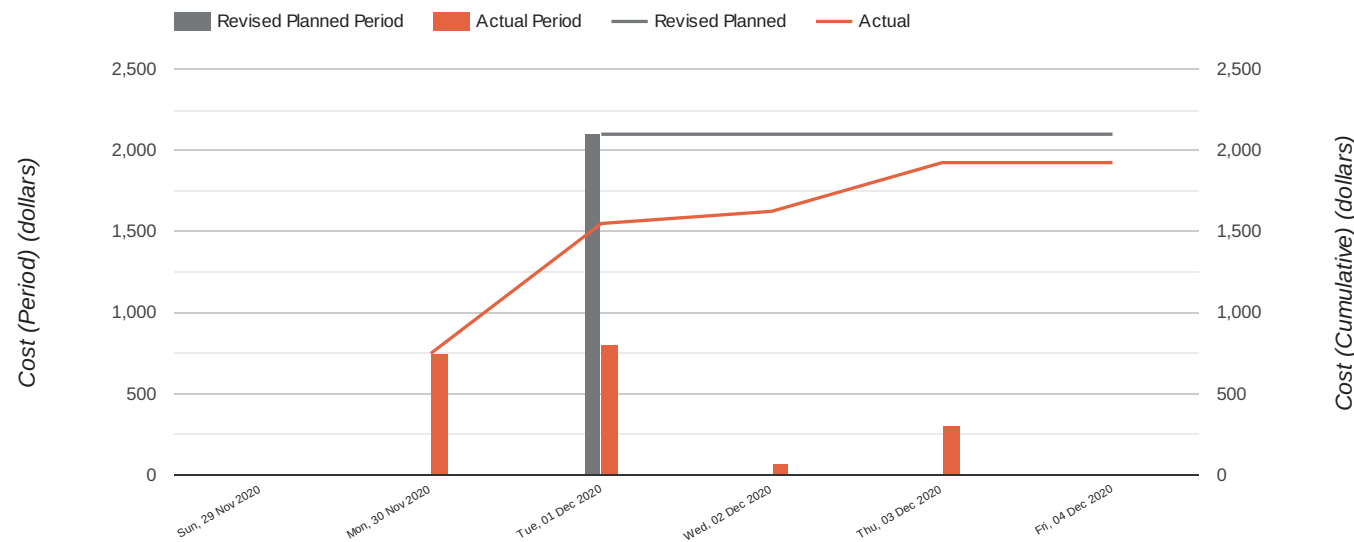
As Of	Budgeted Labour	Planned Labour	Actual Labour	Earned Labour	SPI	LPI	% Complete Labour
Fri, 04 Dec 2020	0	0	18.5	0		0	0

1.2 Superstructure 1 - Hours



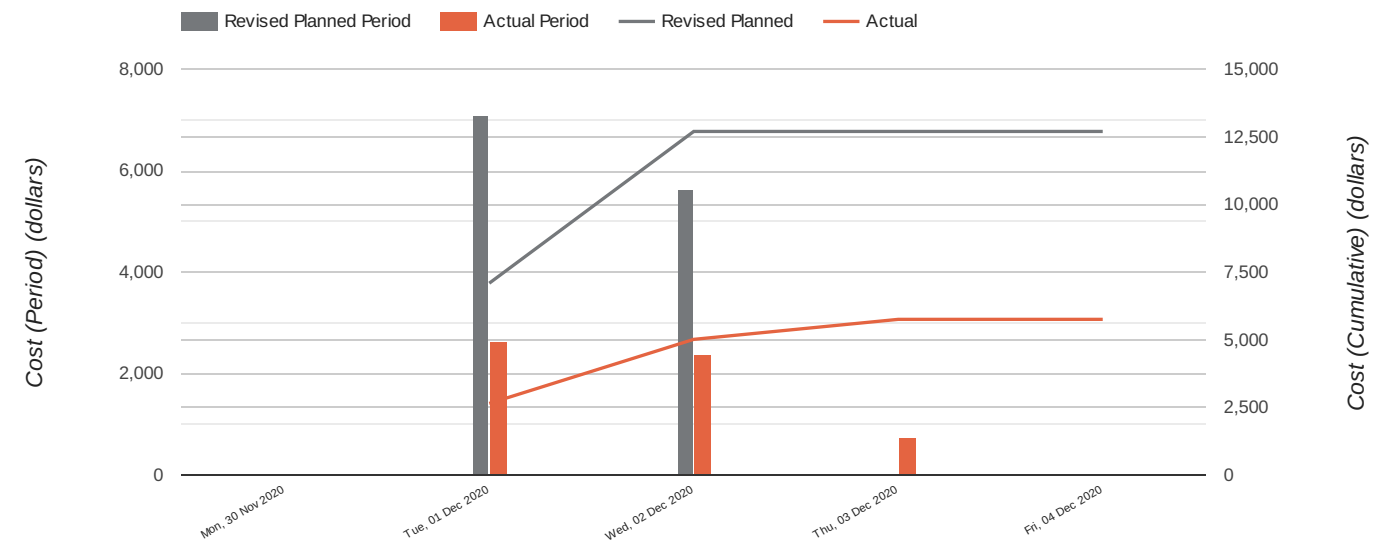
As Of	Budgeted Labour	Planned Labour	Actual Labour	Earned Labour	SPI	LPI	% Complete Labour
Fri, 04 Dec 2020	48	48	32	48	1	1.5	100

1.1 Early Works - Cost



As Of	Budgeted Cost	Planned Cost	Actual Cost	Earned Cost	CPI	% Complete Cost
Fri, 04 Dec 2020	2,100	2,100	1,925	2,100	1.09	100

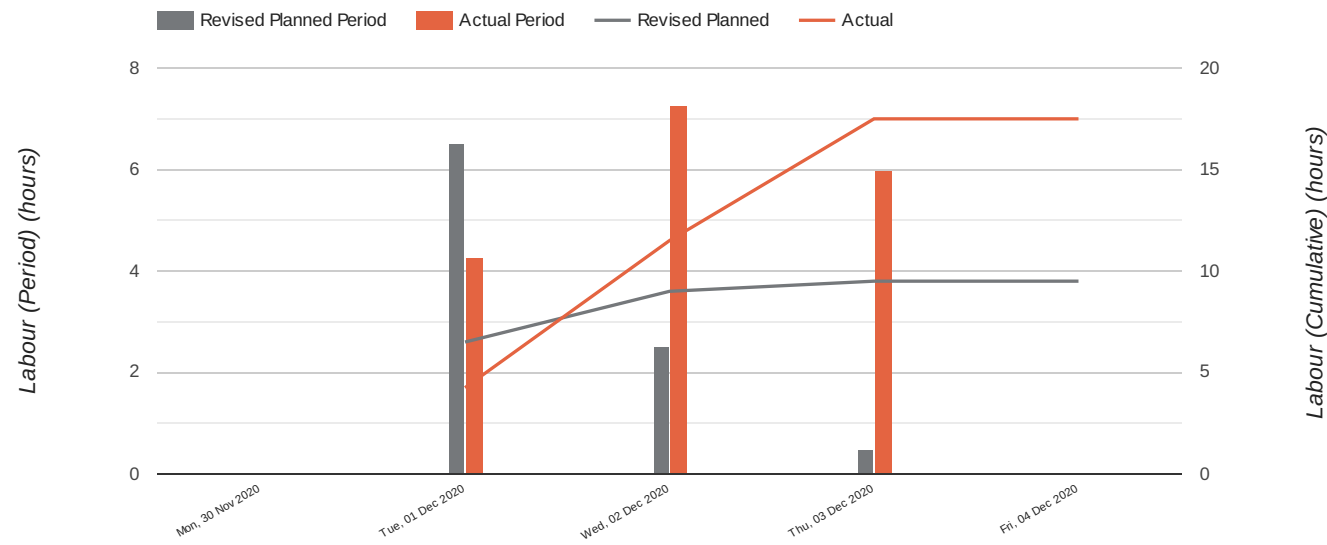
1.2 Superstructure 1 - Cost



As Of	Budgeted Cost	Planned Cost	Actual Cost	Earned Cost	CPI	% Complete Cost
Fri, 04 Dec 2020	12,702.5	12,702.5	5,756.93	12,702.5	2.21	100

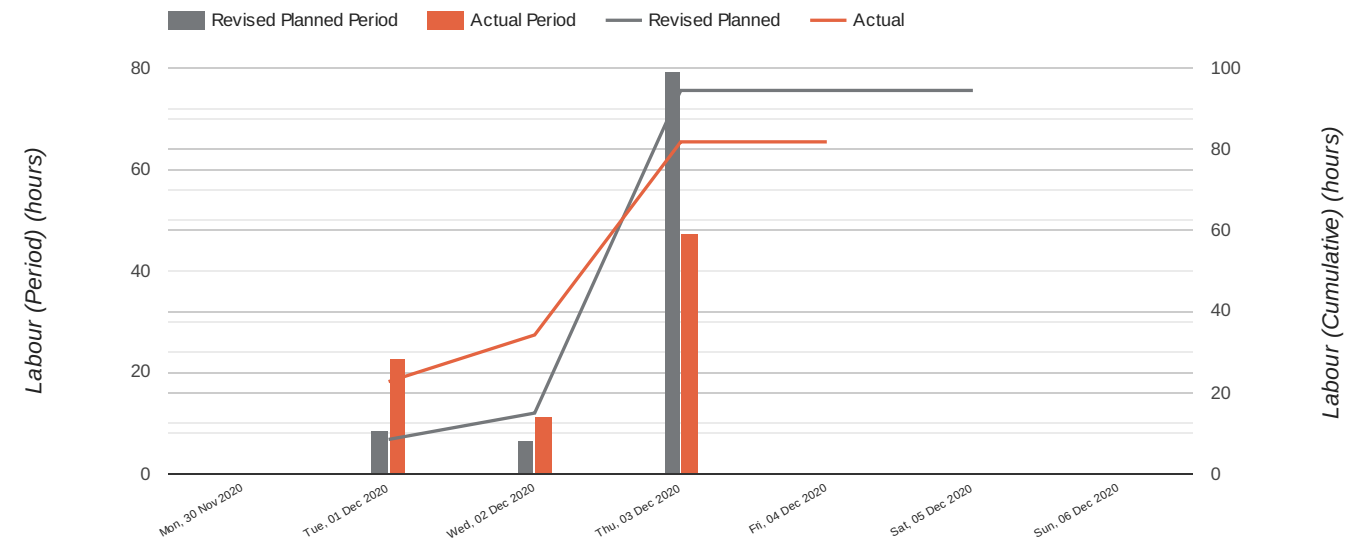
Story Bridge Build - 1st Choice Construction

1.3 Superstructure 3 - Hours



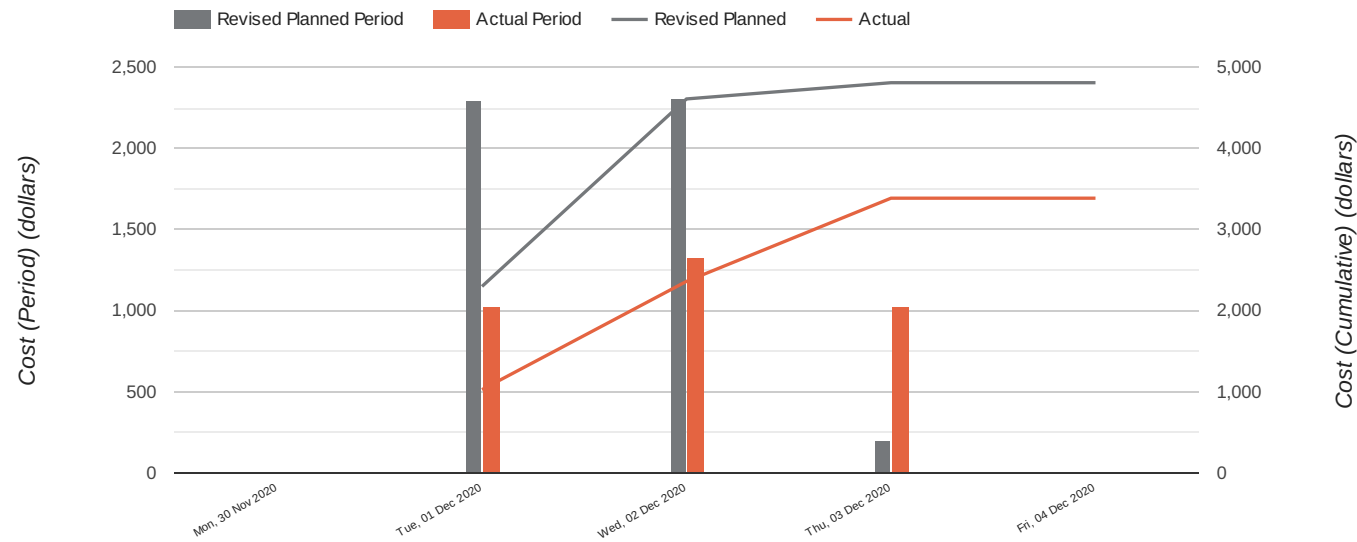
As Of	Budgeted Labour	Planned Labour	Actual Labour	Earned Labour	SPI	LPI	% Complete Labour
Fri, 04 Dec 2020	9.5	9.5	17.5	9.5	1	0.54	100

1.4 Superstructure 2 - Hours



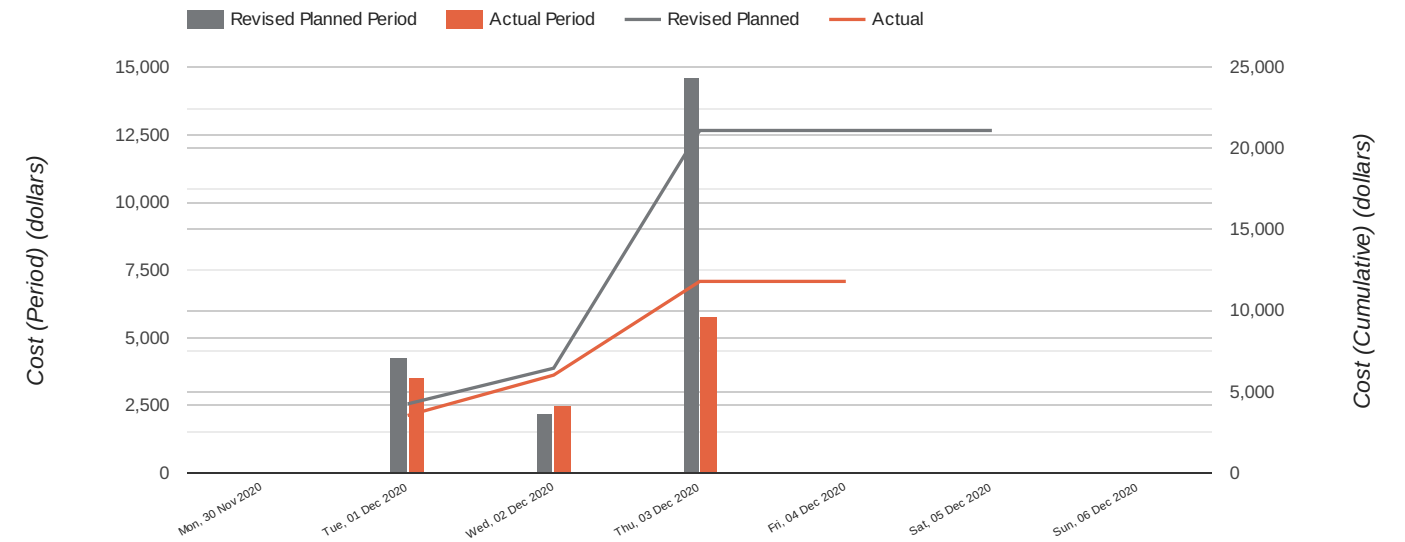
As Of	Budgeted Labour	Planned Labour	Actual Labour	Earned Labour	SPI	LPI	% Complete Labour
Fri, 04 Dec 2020	94.5	94.5	81.83	76.5	0.81	0.93	80.95

1.3 Superstructure 3 - Cost



As Of	Budgeted Cost	Planned Cost	Actual Cost	Earned Cost	CPI	% Complete Cost
Fri, 04 Dec 2020	4,810	4,810	3,387.24	4,810	1.42	100

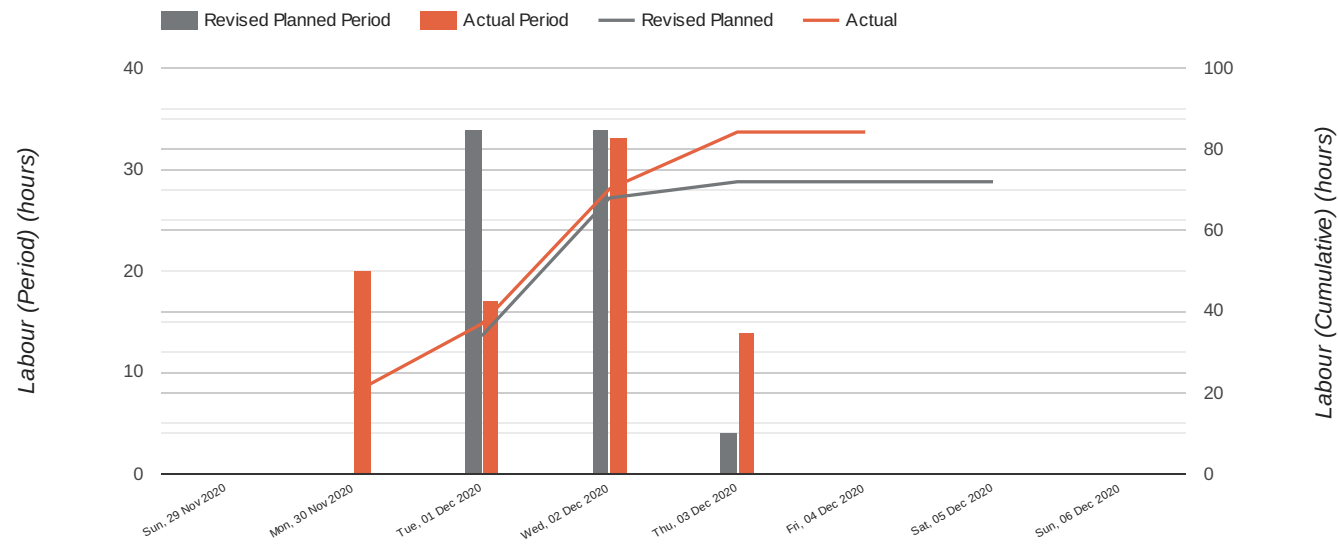
1.4 Superstructure 2 - Cost



As Of	Budgeted Cost	Planned Cost	Actual Cost	Earned Cost	CPI	% Complete Cost
Fri, 04 Dec 2020	21,107.5	21,107.5	11,810.24	19,857.5	1.68	94.08

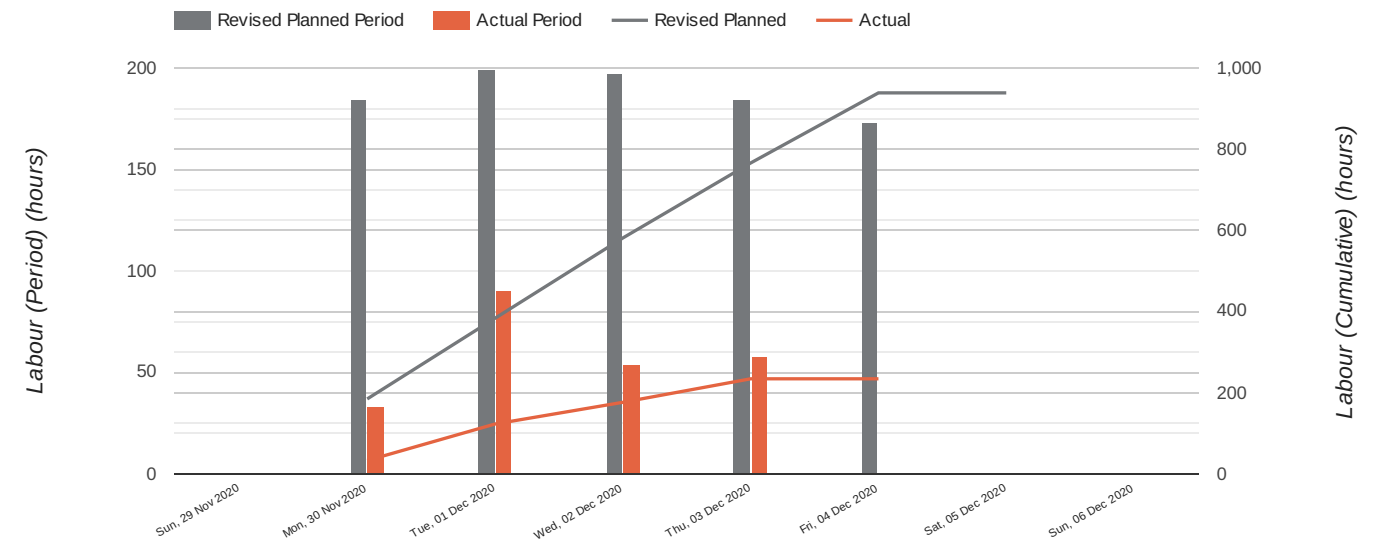
Story Bridge Build - 1st Choice Construction

1.5 Project Completion - Hours



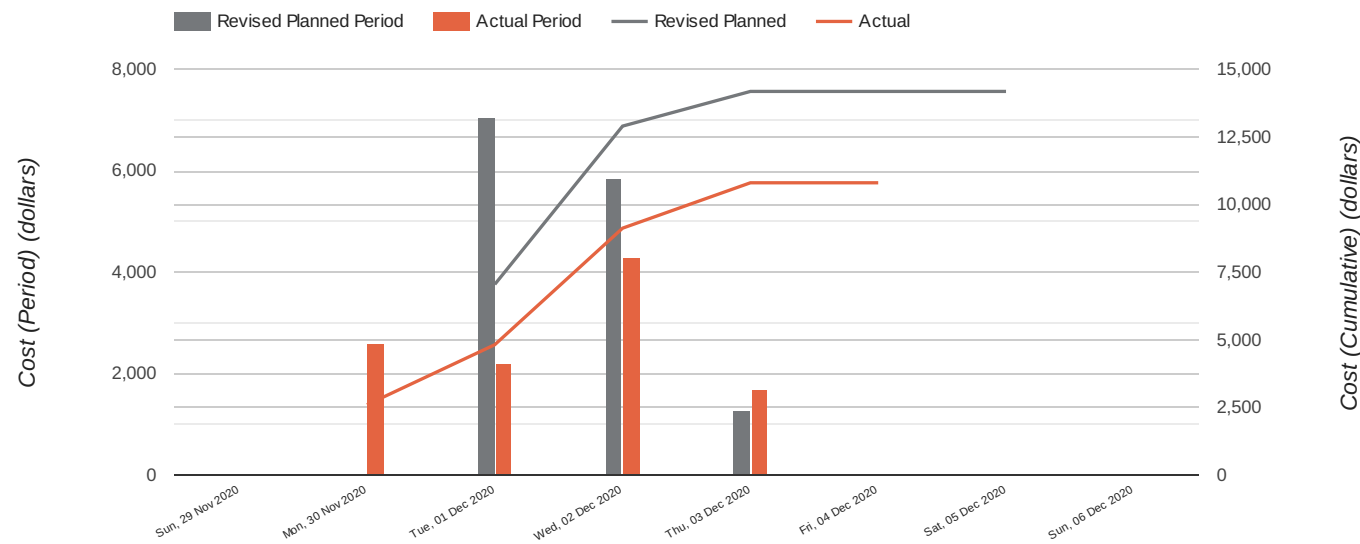
As Of	Budgeted Labour	Planned Labour	Actual Labour	Earned Labour	SPI	LPI	% Complete Labour
Fri, 04 Dec 2020	72	72	84.25	61.2	0.85	0.73	85

1.6 Project Overhead - Hours



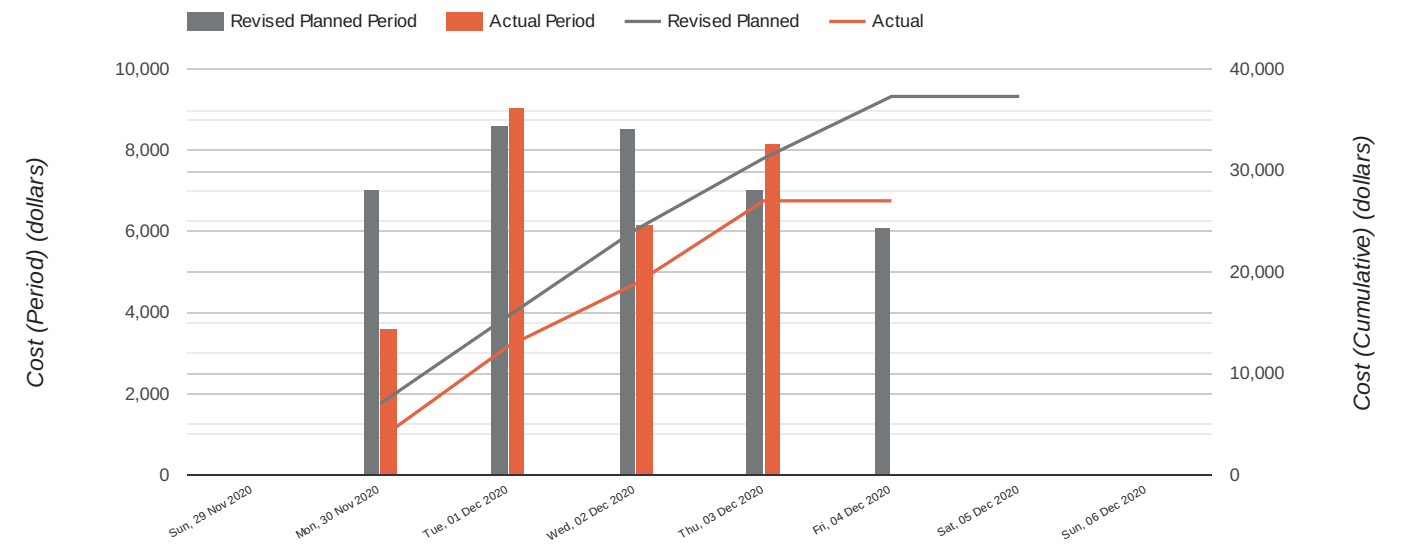
As Of	Budgeted Labour	Planned Labour	Actual Labour	Earned Labour	SPI	LPI	% Complete Labour
Fri, 04 Dec 2020	939	939	234.42	766.2	0.82	3.27	81.6

1.5 Project Completion - Cost



As Of	Budgeted Cost	Planned Cost	Actual Cost	Earned Cost	CPI	% Complete Cost
Fri, 04 Dec 2020	14,182	14,182	10,805	13,412	1.24	94.57

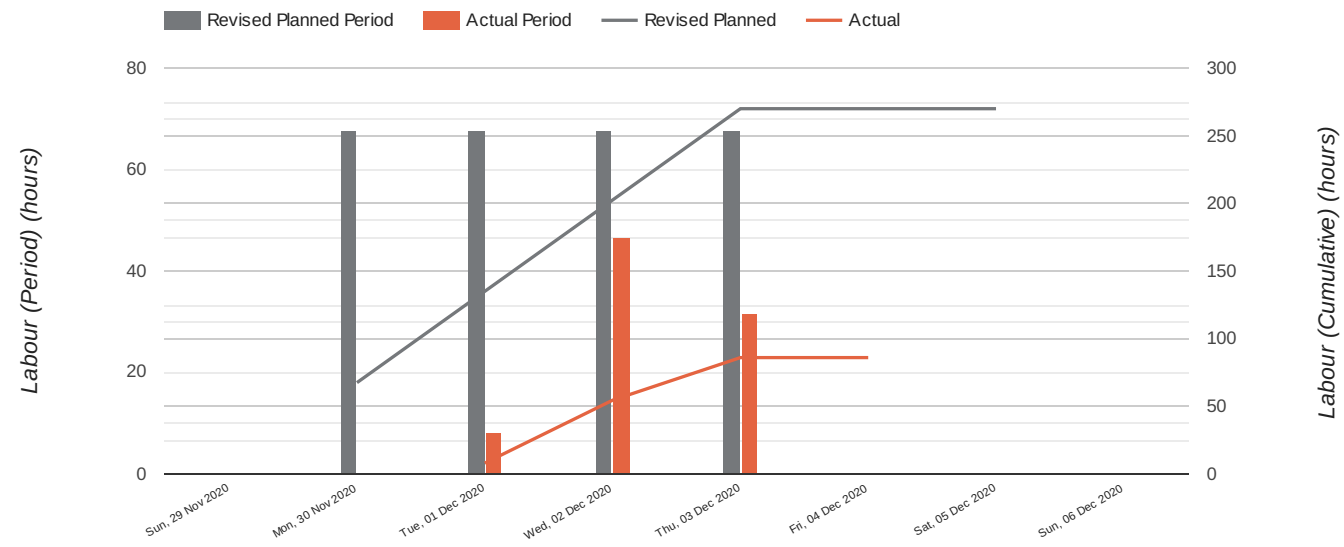
1.6 Project Overhead - Cost



As Of	Budgeted Cost	Planned Cost	Actual Cost	Earned Cost	CPI	% Complete Cost
Fri, 04 Dec 2020	37,325	37,325	27,033.7	31,225	1.16	83.66

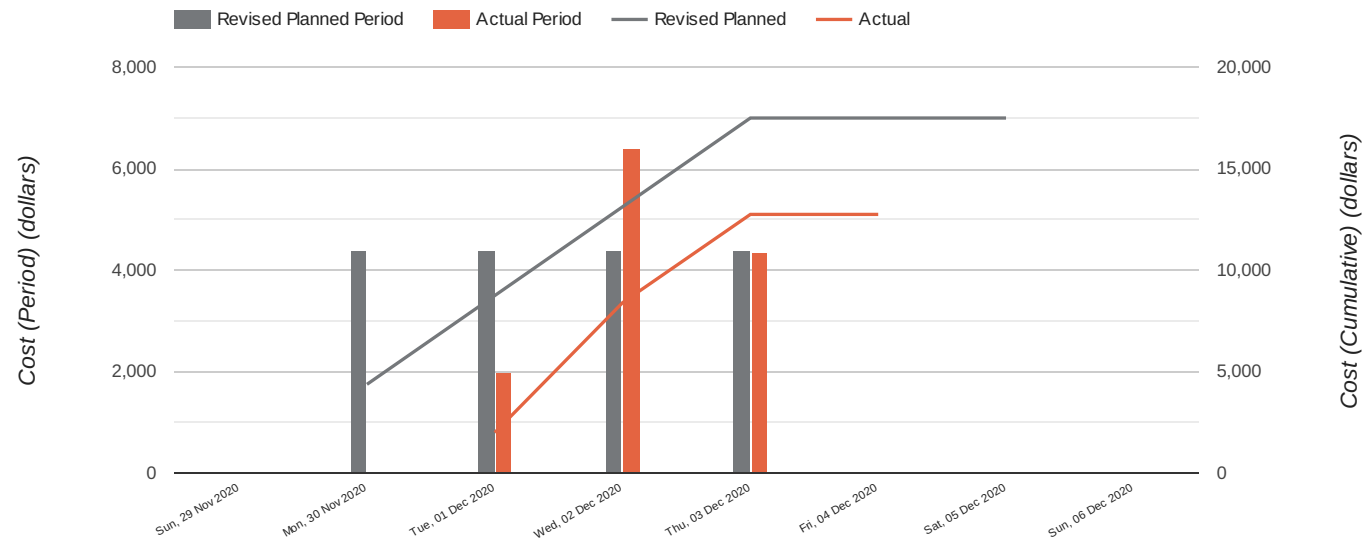
Story Bridge Build - 1st Choice Construction

1.7 Training - Hours



As Of	Budgeted Labour	Planned Labour	Actual Labour	Earned Labour	SPI	LPI	% Complete Labour
Fri, 04 Dec 2020	270	270	86	216	0.8	2.51	80

1.7 Training - Cost



As Of	Budgeted Cost	Planned Cost	Actual Cost	Earned Cost	CPI	% Complete Cost
Fri, 04 Dec 2020	17,500	17,500	12,750	14,000	1.1	80