



Progress measurement

Easy management of physical progress

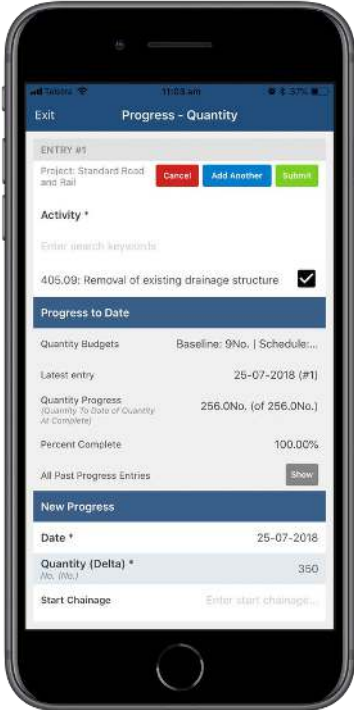
With competing demands on most projects, tracking progress at various levels – from teams to disciplines to areas to whole projects – is a common challenge. This is compounded when a project has no central daily record of activities against a broader program. Envision enables the daily tracking of progress across a wide range of inputs and metrics, linked to a project's activities. Through dashboards and reports, leaders gain quick visibility to support efficient and effective decision-making.

Set up activities with budgets and custom units of measure, for quantity or rules-of-credit-based progress measurement, enabling accurate physical progress tracking

| Work Reference type | Work Reference code | Work Reference name | Actual start | Actual finish | % complete | Quantity UoM | Actual quantity | Budget quantity | Schedule budget quantity | Earned value quantity | Budget value | Earned value |
|---------------------|---------------------|-----------------------------------------------|--------------|---------------|------------|--------------|-----------------|-----------------|--------------------------|-----------------------|--------------|--------------|
| Usage | 30110 | Site Clearing | 22 Jul 2018 | Finish | 27.20 | m2 | 110,000.00 | 400,000.00 | 400,000.00 | 110,000.00 | 0.00 | 0.00 |
| Finance | 301.01 | Site Clearing | 22 Jul 2018 | Finish | 0.00 | m2 | 0.00 | 0.00 | 0.00 | 0.00 | 0.00 | 0.00 |
| Rosters | 301.10 | Site Clearing - Internal Labour | 07 Mar 2018 | Finish | 0.00 | m2 | 0.00 | 0.00 | 0.00 | 0.00 | 0.00 | 0.00 |
| Reports | 301.10.1420 | Site Clearing - External Labour | 07 Mar 2018 | Finish | 0.00 | m2 | 0.00 | 0.00 | 0.00 | 0.00 | 0.00 | 0.00 |
| Forms | 301.10.1421 | Site Clearing - External Labour | 07 Mar 2018 | Finish | 0.00 | m2 | 0.00 | 0.00 | 0.00 | 0.00 | 0.00 | 0.00 |
| | 301.10.1430 | Site Clearing - Internal Plant | 07 Mar 2018 | Finish | 0.00 | m2 | 0.00 | 0.00 | 0.00 | 0.00 | 0.00 | 0.00 |
| | 301.10.1431 | Site Clearing - External Plant | 07 Mar 2018 | Finish | 0.00 | m2 | 0.00 | 0.00 | 0.00 | 0.00 | 0.00 | 0.00 |
| | 301.10.1440 | Site Clearing - Materials | 07 Mar 2018 | Finish | 0.00 | m2 | 0.00 | 0.00 | 0.00 | 0.00 | 0.00 | 0.00 |
| | 301.10.1480 | Site Clearing - Subcontract | 07 Mar 2018 | Finish | 0.00 | m2 | 0.00 | 0.00 | 0.00 | 0.00 | 0.00 | 0.00 |
| Event | \$ | 12 hr delay to site access due to locked gate | 07 Jul 2018 | Finish | | | | | | | | |
| Usage | 30210 | Topsoil Strip | 22 Jul 2018 | Finish | 11.11 | m2 | 44,435.66 | 400,000.00 | 400,000.00 | 44,435.66 | 0.00 | 0.00 |
| Finance | 302.01 | Topsoiling | 22 Jul 2018 | Finish | 0.00 | m2 | 0.00 | 400,000.00 | 400,000.00 | 0.00 | 0.00 | 0.00 |
| Rosters | 302.02 | Topsoil Removal | Start | | 0.00 | m2 | 0.00 | 400,000.00 | 400,000.00 | 0.00 | 0.00 | 0.00 |
| Reports | 302.03 | Topsoil Spreading | Start | | 0.00 | m2 | 0.00 | 400,000.00 | 400,000.00 | 0.00 | 0.00 | 0.00 |

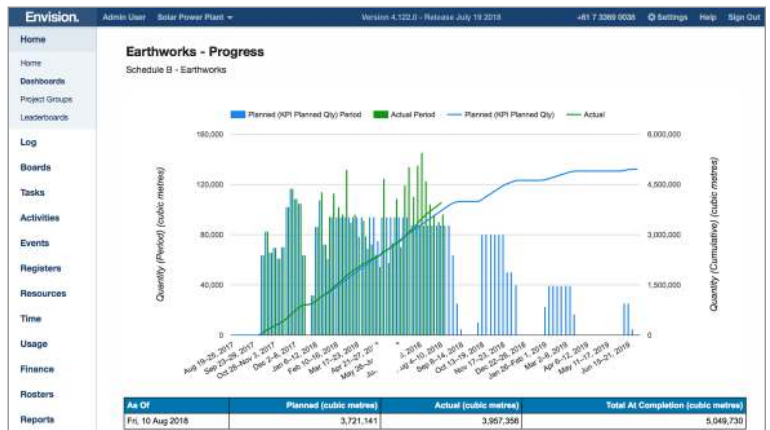
- ✓ Measure progress using different earned value methods (eg percentage, quantity and tagged item rules-of-credit)
- ✓ Monitor physical progress against project milestones
- ✓ Capture and analyse snapshots as reporting references
- ✓ Rapidly investigate issues or under-performing activities
- ✓ Improve the efficiency of resource management and stakeholder confidence in progress reports
- ✓ Bulk import progress from external systems
- ✓ Track equipment load counts and convert to production quantities

Solution | Progress measurement

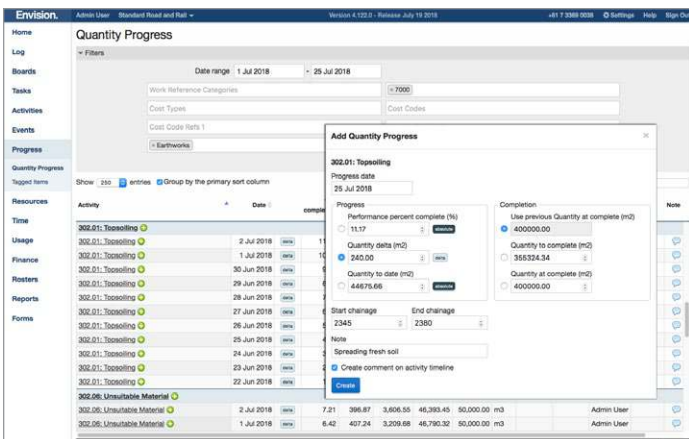


Monitor different activities via labour, cost and quantity inputs

Easily visualise overall project progress



Track project data by tailored breakdowns, such as disciplines and locations, for granular reporting



| Tag | Activity | Drawing | Description | Quantity | Baseline Price | Baseline Qty | Schedule Price | Schedule Qty | Actual Qty | Hour | |
|---------------|----------|---------|---------------|---------------|----------------|--------------|----------------|--------------|------------|------------|--------|
| RW01 Pila_001 | 00132 | | RW01 Pila_001 | linear metres | 0.0 | 20.0 | 0.0 | 20.0 | 22.0 | 2 Jul 2018 | Finish |
| RW01 Pila_002 | 00132 | | RW01 Pila_002 | linear metres | 0.0 | 20.0 | 0.0 | 20.0 | 22.0 | 2 Jul 2018 | Finish |
| RW01 Pila_003 | 00132 | | RW01 Pila_003 | linear metres | 0.0 | 20.0 | 0.0 | 20.0 | 22.0 | 2 Jul 2018 | Finish |
| RW01 Pila_004 | 00132 | | RW01 Pila_004 | linear metres | 0.0 | 20.0 | 0.0 | 20.0 | 22.0 | 2 Jul 2018 | Finish |
| RW01 Pila_005 | 00132 | | RW01 Pila_005 | linear metres | 0.0 | 20.0 | 0.0 | 20.0 | 22.0 | 1 Jul 2018 | Finish |
| RW01 Pila_006 | 00132 | | RW01 Pila_006 | linear metres | 0.0 | 20.0 | 0.0 | 20.0 | 22.0 | 1 Jul 2018 | Finish |
| RW01 Pila_007 | 00132 | | RW01 Pila_007 | linear metres | 0.0 | 20.0 | 0.0 | 20.0 | 22.0 | 1 Jul 2018 | Finish |
| RW01 Pila_008 | 00132 | | RW01 Pila_008 | linear metres | 0.0 | 20.0 | 0.0 | 20.0 | 22.0 | 1 Jul 2018 | Finish |

When used in conjunction with Envision's timesheets/ timecards solution, and daily cost and production solution, projects gain powerful insight into overall project performance.

For more information on Envision's progress measurement solution, please talk with our team today on +61 7 3369 0038.